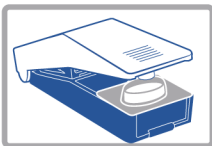


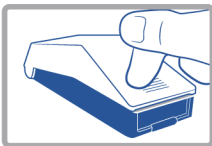
## PILL PUNCHER

1




Place blister pill side up over keyhole.

2



Push down the lid.

3



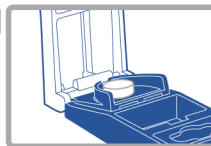
Lift splitter and open compartment to retrieve pill.

Note: Clean after each use.

**WARNING:** Avoid direct contact with the sharp blade. Keep splitter and medication out of reach of children. Consult your physician or pharmacist prior to splitting pills.

## PILL SPLITTER

1



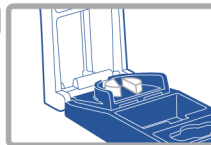
Open and place pill in U shaped holder.

2



Close and press lid to split.

3



Open and remove pill halves.

Note: Clean after each use.